

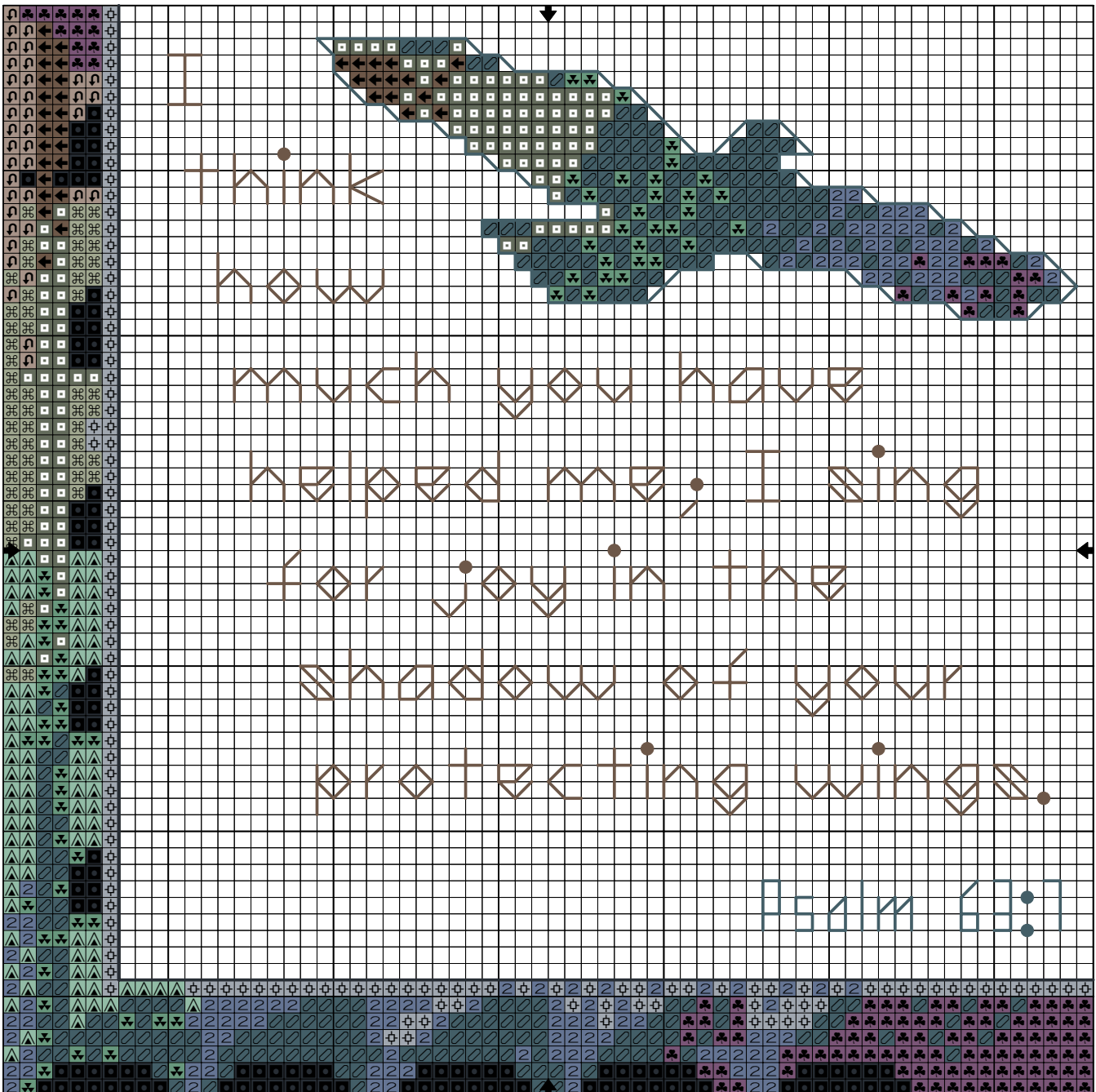
Joy Protecting Wings - Psalm 63:7







Designer: Sandra Schueller

4-5/8w X 4-5/8h in. (11.64 x 11.64cm) Finished Size . 14 Count Aida . White .

Design Copyright Protected Bible Version - NLT



Floss

DMC	Anchor	Strands	X Stitches	Back Stitches	FrenchKnot	X Count
161	1034	2				129
318	399	2				126
327	100	2				116
502	877	2				69
535	401	2				121
647	1040	2				59
779	904	2				38
930	1035	2				278
939	152	2				111
3817	875	2				86
3861	378	2				38

Lettering and backstitching is created with Two strands. Free illustrated stitching instructions are available at: www.joyfulexpressions.us

List of supplies:

- 7 x 7" (17.78 x 17.78cm) Aida fabric at 14 count (or larger)
- DMC or Anchor Floss - follow chart for colors
- Tapestry Needle - size 18 or 20 - blunt point
- Optional - 5" (12.7cm) or smaller Hoop

Finishing

After you have completed all your stitches, examine your piece. If the fabric is soiled, you may hand wash the piece with a mild detergent and allow to air dry flat. Iron your piece placing a damp pressing cloth (a pillowcase will work) over it. Let the steam take out any creases without flattening your work. While the fabric is damp you can slightly stretch your fabric into a more perfect square if necessary. Clip away any excessively large knots and loose threads.

Visit the Joyful Expressions web site for more inspirational designs for yourself or as thoughtful gifts

Coupon Offer! 

Enjoy your Free Joyful Expressions Cross Stitch Chart!

Our prayer is that the Bible verse and design, will be a blessing to you and those who view it!

We would like to offer you \$1.00 off on your next order rather it be another chart/pattern or a complete kit.



After you place your order,
e-mail us at:
contact@joyfulexpressions.us
and include code #200F
in your message,
to receive a \$1.00 USD
credit off your total
purchase.

www.joyfulexpressions.us